


CLIMBER'S GUIDE
FOR STUDENTS

Equipping Students
for a Cross Culture Trip



LEADING
Edge

Dr. Barry St. Clair has a life-long calling to influence the younger generation to follow Jesus. He founded and led Reach Out Youth Solutions for 45 years. He continues to follow his passion to coach and resource younger generation leaders through East-West Ministries International as Vice President of Global Youth Engagement. His influence extends around the world to youth leaders, parents and students. Through his leadership, thousands of churches have implemented the *Jesus-Focused Youth Ministry* strategy. Barry has written more than 30 books, and many are translated into multiple languages. He and his wife, Lawanna, have five married children, 14 grandchildren, and live in Atlanta, Georgia. Go to barrystclair.com to discover more.



The Leading Edge Trip Climber's Guide

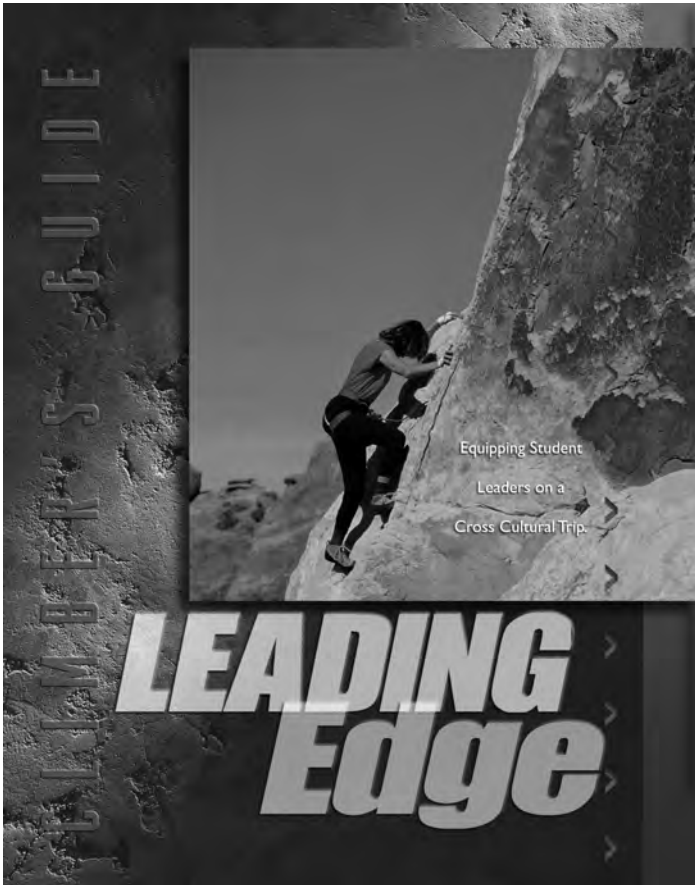
BY BARRY ST. CLAIR

will equip your students for a cross cultural trip. Focusing on 7 leadership qualities of Jesus, students will...

- > Mature in intimacy with Jesus through quiet times, journaling and scripture memory
- > Trust God for financial needs
- > Love others with Christ like compassion
- > Lead as a servant
- > Strengthen personal relationships and small group leadership skills
- > Communicate the message of Jesus boldly
- > Create a vision for life and ministry

the 150 page *Leading Edge Trip Climber's Guide* builds students into leaders because it prepares them in six training sessions to...

- > **DISCOVER** the 7 leadership qualities **IN PREPARATION FOR THE TRIP**
- > **EXPERIENCE** these seven leadership qualities **ON THE TRIP**
- > **APPLY** these seven leadership qualities at home, school and church **AFTER THE TRIP.**



***LEADING EDGE TRIP
Student's Guide***

Barry St. Clair

Information Card

Please fill out the following information and return it to your leader for their records.

Name _____

Address _____

City, State, Zip _____

Phone _____

Student Email _____

Parent Email _____

Grade _____

Information Card

Please fill out the following information and return it to your leader for our records.

Name _____

Address _____

City, State, Zip _____

Phone _____


Student Email _____

Parent Email _____

Grade _____

LEADING EDGE TRIP

Student Notebook



barrystclair.com

Overview

To gain a quick overview of the Leading Edge Trips, read this page.

► *Vision*

To train student leaders through a missions experience that will result in those students' increased ability to serve as leaders at home, church and school.

► *Mission*

The Leading Edge Ministry Trips are designed to impact and benefit two separate groups of people.

Student Leaders. The goal is to equip these students with seven leadership qualities from the ministry of Jesus. They study these leadership qualities during the preparation phase, then practice these qualities during the trip. They design an Action Plan for implementing these qualities during the Vision Session. The ultimate goal is for these student leaders to put these qualities into action in their school, church and home when they return from the trip. The adult who goes on the trip with them (one adult with four students) will mentor them through their Action Plan when they return home.

Non-believing teenager. The Leading Edge Trips are designed as an evangelistic opportunity to reach non-believing teenagers both in the United States and in countries throughout the world.

► *Multiplied Impact*

One of the most exciting aspects of the Leading Edge Trips is to engage with international Equipping Centers to take international students through the same process the American students go through. We do the preparation, the missions experience and the debrief and vision day together. In this way we equip student leaders not only from America, but also in the countries where we take the trips.

7 Leadership Qualities of Jesus

The Leading Edge Trip Notebook is designed to give students all the information they need for the trip, but more importantly to teach them the seven leadership qualities of Jesus that are crucial for their development as "spiritual influencers". The seven leadership skills include the following.

1. Mature in intimacy with God through quiet time, journaling, and Scripture memory.
2. Trust God for financial needs.
3. Love others with Christ-like compassion.
4. Lead as a servant.
5. Strengthen personal relationship and small group leadership abilities.
6. Communicate the gospel effectively.
7. Create a vision for life and ministry.

To the awesome people going on a Leading Edge Trip:



Jesus, alive in you, will radically change your life, especially as you discover and experience 7 of His leadership qualities through the Leading Edge Trip. You are going to grow big-time.

Jesus, working through you, will influence the lives of many people during the Leading Edge Trip. He is going to use you to do your part to change the world.

Jesus will give you a vision of your own life and ministry. The Holy Spirit will speak to you and show you how to put 7 leadership qualities of Jesus into action where you live—at home, in your church, and at your school.

No question, you are now on the Leading Edge!

Jesus Is Lord,

Barry St Clair

Barry St. Clair



What's in this Notebook?

Trip Info to Know

- Dates and Checklists
- Costs for Your Trip
- Sample Itinerary
- Serious Stuff
- To Pack Or Not To Pack
- Suggested Gifts for Homestay Families
- Pre-Trip Training
- Six Pre-Trip Sessions

7 Leadership Qualities of Jesus

6 Weeks of Preparation

Week 1

- > Mature in intimacy with Jesus.
- > Trust God for financial needs.

Week 2

- > Love others with Christ-like compassion.

Week 3

- > Lead as a servant.

Week 4

- > Strengthen personal relationships and small-group leadership skills.

Week 5

- > Communicate the Gospel effectively.

Week 6

> Create vision for life and ministry.

Trip Tool Box

- Tool 1: Consent for Medical Treatment and Hold Harmless Agreement
- Tool 2: Participant's Honor Code
- Tool 3: Leading Edge Trip Response Form
- Tool 4: Journal of Partners
- Tool 5: Financial Accounting Ledger
- Tool 6: Gaining God's Heart
- Tool 7: My Daily Journal
- Tool 8: New Friends
- Tool 9: Bible Response Sheets and Prayer Action Sheets
- Tool 10: Skits
- Tool 11: Vision Session



Jesus-Focused Youth Ministry

The Jesus-focused strategy creates an environment of powerful prayer and then builds on *5 Core Principles* within that environment. This church-based, campus-community-oriented strategy builds on principles that Jesus used in His ministry.

► *Go Deeper with Christ*

How do you develop your relationship with Jesus and reflect Him to others? *Go deeper into an intimate and passionate relationship with Jesus and live that relationship out by obeying Christ and reflecting His character to those around you* (Mark 1:7-8).

► *Build Leaders*

How do you build quality leaders for a long-term ministry? *Equip adults who have the heart and skills to reach and disciple students* (Mark 1:16-20).

► *Disciple Students*

How do you disciple students to have spiritual passion and become spiritual influencers with their friends? *Challenge students to move toward maturity in their relationship to Jesus through small-group discipling relationships* (Mark 3:13-15).

► *Penetrate the Culture*

How do you motivate and mobilize your leaders and students to penetrate the student culture? *Go where students are spending time in their culture and equip them to reach their friends* (Mark 1:40-42).

► *Create Outreach Opportunities*

How do you design outreach opportunities for students to reach their friends? *Present Jesus in culturally-relevant outreach opportunities where students bring their non-believing friends* (Mark 4:1-2).



Dates and Checklists

► *Four Months Before Your Trip:*

- Read and familiarize yourself with the *Leading Edge Trip Student Notebook*.
- Meet with your pastor, youth pastor/adult leader, and any other church authority to gain permission to take the trip.
- Send in the nonrefundable deposit.**
- Secure a valid passport.

► *Three Months Before Your Trip:*

- Begin to spend time alone with God consistently and praying for the trip.
- Mail letters to potential partners.
- Mail the following:
 - Your signed Consent for Medical Treatment and Hold Harmless Agreement (see Tool 1)
 - Your signed Honor Code (see Tool 2)
 - A photocopy of the front page of your passport

► *One Month Before Your Trip:*

- Mail the following:**
 - Final payment**
 - Copy of travel schedule
 - Airline flight number and arrival time



Vital Trip Info

1. Passport

IMPORTANT: Obtaining your passport may take six weeks or longer. In addition, March through June are usually busy months to obtain passports.

APPLY IMMEDIATELY if you do not have a passport. If you do have a passport, check to make sure it will remain valid for 3 months past your trip date.

If your passport is from a country other than the USA, check with the Passport Office for instructions.

2. Birth Certificate

An official birth certificate with a seal is required for traveling in the Americas. A passport is not required but could be used instead of a birth certificate.

3. Visa

You might need to obtain a visa. You can get information about obtaining a visa by going to the web site <http://travel.state.gov/>.

4. Letter of Invitation

Often, a letter of invitation is required to enter a country. You can obtain that letter from your host if needed.

5. Vaccinations

Check with healthcare providers and/or your medical records to ensure that your immunizations (e.g., tetanus and polio) are up-to-date. Keep in mind that for those 18 years of age and older, tetanus and diphtheria shots must be updated every 10 years.

6. Spending Money

It is suggested that each participant take \$150 to \$200 in U.S. dollars for spending money that can be used for going out to eat, buying souvenirs, or purchasing insurance to go into the country. Money will be exchanged in the country. Credit cards may be usable in a country where ATMs are available, mostly in the larger cities. Postage money is needed to mail your support letters and thank-you postcards.

7. Other Possible Expenses

For some countries an entering or departing fee is paid at the passport control. Check for details about the above expenses.



Sample Itinerary

Day 1	Travel Day
Days 2-3	Team Orientation
Days 4-10	The Project
Day 11	Vision Day and Packing
Day 12	Travel Day – Fly home

- ▶ * The length of the trip will increase or decrease depending on travel and the length of the project.



Serious Stuff

This is a grace-oriented ministry. But some actions can ruin the trip for everyone. So, get serious about this page.

Dismissal

To get sent home immediately, do one of these:

1. Possess or use alcohol, tobacco, or any illegal drugs.
2. Possess or use firearms or fireworks of any kind.
3. Leave the lodging complex alone.
4. Participate in romantic activities.

Disciplinary Action

To avoid serious disciplinary action, stay away from this stuff:

1. Profanity
2. Fighting
3. Not keeping the group leaders informed of your whereabouts
4. Not showing up for meetings and curfews on time
5. Trashing other people's property
6. Dressing inappropriately



To Pack Or Not To Pack

You can take only ONE piece of luggage, one sleeping bag, and one airline-approved carry on. Your one piece of luggage must not exceed 62 inches overall (length plus height plus width) and must not weigh more than 70 pounds.

When you are packing, remember the “Five Mile Rule”: Don’t pack more than you would want to carry for five miles, and then pack a little less. Less is better!

What To Pack

Necessities

Note: Your clothes send a message so dress appropriately. Laundry facilities are not available; clothes may be worn many times without cleaning. The weather varies and often there is no air conditioning or heating. You will need to pack the following items:

- Bible, *Leading Edge Trip Student Notebook*, and pen
- *Jesus No Equal* book
- Casual travel outfit
- Modest dress/skirt that can be worn multitudes (gals only)
- Khakis and collared shirts that can be worn multitudes (guys only)
- Modest, conservative swimsuit
- One pair of athletic shoes suitable for walking many kilometers
- One pair of casual shoes suitable for walking many kilometers
- Lightweight waterproof parka
- Lightweight jacket/sweatshirt/fleece for cool nights
- Maximum of six sets of clothing (shorts, jeans, sweats, shirts, T-shirts). Please avoid taking expensive or flashy clothing as this widens the gap between us and those we are going to serve.
- Toiletries
- Undergarments
- At least six pairs of socks
- Two towels and a washcloth
- Small flashlight and batteries
- A sleeping bag (if needed)
- Gifts for homestay families (see Suggested Gifts for Homestay Families on page 16).



Suggested Items


- Insect repellent; Avon Skin So Soft is great.
- Sunscreen
- Immodium or Pepto Bismol for possible diarrhea
- Camera (with fresh batteries) and film
- CD player (with fresh batteries) and appropriate music
- Foreign language dictionary
- Alarm clock
- One roll of toilet paper
- Small pack of purse-size Kleenex
- Snacks that will withstand the heat of travel
- Bandana or scarf
- Personal medication
- Spending money (\$150-\$200 suggested)
- A good book

What NOT To Pack

- Immodest clothing—if there's a question, don't pack it.
- Tank-top shirts
- Clothing that advertises alcohol products, tobacco products, rock bands, etc.

Suggested Gifts for Homestay Families

- Brownie mix
- T-shirts or sweatshirts
- Decorative bookmarks
- Fragrant soaps and bubble bath
- Peanut butter
- Praise tapes
- Souvenir picture books from your hometown
- Nice stationery
- Baseball caps
- Potpourri and candles



Pre-Trip Training

Thoroughly familiarize yourself with this *Leading Edge Trip Student Notebook*. Know it from cover to cover. To get properly prepared, take the following actions.

- Build your support team. As you focus on discovering those whom the Lord will use to support you financially (Financial Partners) don't overlook developing your prayer base (Prayer Partners). Both are essential. And don't forget to make all aspects of the Leading Edge Trip a matter of your own daily prayer as well.
- Begin to work at consistency in your time alone with God and begin your entries in "My Daily Journal." See the "Spending Time Alone with God" and "Keeping a Journal" sections to get started.
- In your time alone with God work through *Jesus No Equal* by Barry St. Clair. This book normally takes six weeks to complete, so don't wait until the last minute to get started on it. Do not just work through the book as an academic exercise. As you apply the truths of the book right where you are living, God will provide you with testimonies and illustrations that will prove beneficial and encouraging to the people with whom you will work. This book may be used extensively on the trip, so know it well.
- In preparation for your six group sessions, spend 30 minutes to one hour discovering 7 leadership qualities of Jesus that will change your life. You will find these in Section 6, "Hot Discussions to Discover Jesus' 7 Leadership Qualities."
- Familiarize yourself with the skits. Chances are you will be called upon to play various roles in the skits and to teach them to others.
- Study some basic language of your target country. You don't need to be fluent, but a few essential words and phrases will make for a more interesting and enjoyable trip. Plus, it communicates positively to the nationals if you know some of the language.



6 Pre-Trip Sessions

These sessions offer you and your team members the first opportunity to develop yourself personally and your team as student leaders. Each session is designed to accomplish the purpose of the trip and develop one of the 7 leadership qualities of Jesus in you and your team. Go after them like the leader you are!

Session 1

During this session, you will learn the importance of Gaining God's Heart by going through *Jesus No Equal*. Your leader will help you get started by going through the first one with the group. For more on Gaining God's Heart refer to Tool 6. Your leader will review all the support-raising material. Also some logistical information will be reviewed (focus, passports, expenses, itinerary, and date the deposit is due).

Homework: Prepare daily assignments in *Jesus No Equal* and "The Greatest Thing: Loving People." Get your database and support letter prepared and send out the letter.

Session 2

Come prepared to report on your support-raising efforts. You will share any updates on the trip and insights on your homework assignments.

Homework: Prepare daily assignments in *Jesus No Equal* and "With a Towel: Serving Unselfishly."

Session 3

You will share your insights from your assignments and report on your support-raising efforts. In this session you will discuss any updates on the trip as well as cover safety and security issues and airline luggage requirements.

Homework: Prepare daily assignments in *Jesus No Equal* and "A Friend in Need: Making Friends for Christ."

Session 4

You will share your insights from your assignments and report on your support-raising efforts. You will discuss any updates on your trip.



Homework: Prepare daily assignments in *Jesus No Equal* and “My Great Discovery: Giving a Personal Testimony” and “The Message: Presenting the Truth of the Gospel.”

Session 5

You will share your insights on your homework assignments and report on your support-raising efforts. In this session you will discuss any updates on your trip. You will need to bring information on your insurance coverage.

Homework: Prepare daily assignments in *Jesus No Equal*.

Session 6

You will share your insights from your assignments and report on your support-raising efforts. You will discuss updates on your trip as well as any other issues that you have prior to going on your trip.

Homework: Complete any incomplete assignments. Pack your bags and let's get ready to go!



Week 1



7 Leadership Qualities of Jesus

- 1. Mature in intimacy with Jesus through quiet time, journaling, and Scripture memory.***
- 2. Trust God for financial needs.***
3. Love others with Christ-like compassion.
4. Lead as a servant.
5. Strengthen personal relationships and small-group leadership skills.
6. Communicate the Gospel effectively.
7. Create vision for life and ministry.

The Purpose of Leading Edge Trips

To equip student leaders through a missions experience that results in leadership at home, church, and school.



Week 1 Focus

1st Leadership Quality of Jesus: Mature in intimacy with Jesus

Maturing in intimacy with Jesus takes time, diligence, and commitment. Take time as a group to walk through the first chapter of *Jesus No Equal*. As you do you will notice that this book is not written to teach you something new about Jesus (although it may), but rather to get you to focus on Him. Take time over the next six weeks to grow closer to Jesus as you study His life and ministry.

2nd Leadership Quality of Jesus: Trust God for financial needs

This section of your *Leading Edge Trip Student Notebook* is designed to assist you in developing your very own Prayer and Financial Support Team. It is important for you to realize that in keeping with God's design, your Leading Edge Trip involves more people than you and those to whom you are going to minister. It also involves friends, families, churches, and entire communities. Often individuals within those groups cannot actively participate in carrying the Gospel to another country and culture, but through their prayers and financial support and your willingness to go, they can play a key role in seeing the Great Commission fulfilled through you!

In this section you will find "Policies about Money Raised." These policies outline the ministry and the government's official financial policies.

"Discovering Your Partners" (beginning on page 23) will give you guidelines to discover those individuals who believe in you and what the Lord has called you to do to the extent that they are willing to invest their time, money, and prayers in your Leading Edge Trip.

"Tool Time" (beginning on page 32) will help you get a handle on the administrative aspects of developing and maintaining your support team.



Preparation

As with anything God does through us, preparation is involved. We want your Leading Edge Trip to be the best trip ever, not only for you but also for those to whom you will minister. The following pages contain various assignments that you will work through in order to make sure your “basic training” is complete.

The key to a great trip is preparation. The following pages tend to focus on the mental and spiritual aspects of training, but do not overlook the physical. You will walk many miles, so it is a good idea to get in shape now. Do not wait until you get on the trip to break in those new shoes. You might want to walk with your backpack or duffel bag. It will help you to get in shape, and it will help you discard some items.



Discovering Your Partners

***The One who calls you is faithful,
and He will do it*** (1 Thessalonians 5:24).

***God's work, done in God's way, will never lack for
God's resources.***

Commitment

It is important to know that this experience is something the Lord wants for you, and, because it is His idea, He will bring it to pass. Your effort will be worth it. He will bless your efforts.

Excitement and enthusiasm motivate, but commitment follows through.

Take a few moments now to offer a prayer of commitment to the Lord. You might pray something like this:

"Lord Jesus, I want to thank you so much for dying on the cross and making salvation available to everyone. Thank you for putting this Leading Edge Trip on my heart. I know you love the people where we are going, and it is my desire that you might use me to see people come to know you and to encourage believers. Lord, I know in the days ahead difficult moments will arise. Help me remain committed to You and to this trip. Strengthen me, encourage me, and use me to encourage others. In Jesus' Name. Amen."

Prayer

You will notice that this chapter is not entitled "Getting Your Partners." Rather it is called "Discovering Your Partners." This is God's work, and He already has the people He wants to pray for you and to support you on your Leading Edge Trip. Your role is to discover those individuals and provide them with the opportunity to respond. In effect, you are His instrument for accomplishing His purpose, not only in your life and the lives of those you will touch on this trip, but also in the lives of friends and family right where you live. Pray to discover the partners God has for you.

Partners can come from a variety of places. They may be friends or teachers. They may be people you know or people you have not met yet. They may be your parents, your parents' business associates, or friends. They can be members of your church or your next-door neighbors. No matter where they come from, partners are the backbone of your



personal support team. They are the people the Lord will use to send you on the trip. While you are serving God, they will “wage the war” that makes your going effective. Since these individuals are so significant to the success of your mission, you should begin to pray for them by faith now. This will help you in acquiring God’s heart and perspective toward your partners.

A Prayer for Partners

“Lord, right now, I acknowledge You as my first and most important partner. Thank You for your faithfulness to me. I know that You know who my partners will be, and I want to thank You for each one of them. I thank You that You will make a way for me to find them and to share my vision with them for participating in this Leading Edge Trip. Lord, soften their hearts toward me. Help me communicate well with them, and help them understand that they will be involved in sharing Your love with people. Help them hear Your voice on how to be involved in this Leading Edge Trip. Bless each one of them in Jesus’ name. Amen.”

You might compose a similar prayer guide for your partners to use in praying on your behalf concerning the Leading Edge Trip. On the back of such a guide you might add specific items for which they can pray.

Plan

Write down your plan to discover your partners. It might include:

1. Specific goals: To reach ___ number of potential partners by calling 5 per day. We suggest 50 prayer and support partners.
2. My motive: Write a sentence or two explaining why people would want to support you and your mission trip.

3. My message: What are some of the ways you might describe your trip to your pastor, youth pastor, or church leaders?

4. My costs: What costs will you incur as you contact these individuals?



Potential Pitfalls

Look at some pitfalls of poor thinking when it comes to financing a short-term mission trip.

► *Pitfall One: The Beggar Bugaboo*

Somehow support raising can seem like a sure way to turn off all of your friends, offend your family, and ruin your reputation. Sometimes you may think that people perceive you as the teenage beggar! Don't believe it. Support raising is not rattling a tin cup for spiritual welfare. It is providing others with an opportunity to join you in getting in on what God is doing. You're asking others to join you in a team effort by adding their financial and prayer strength along with your willingness to go to make an impact for the Lord Jesus Christ. If you do it well, you will honor your friends and family by allowing them to be a part of fulfilling the Great Commission. In most people's experience, few friendships are paralyzed by a request for funds. Most friends draw closer. It all depends on your perspective.

► *Pitfall Two: Rich Uncle Syndrome*

This syndrome strikes when a person thinks that one individual or organization will underwrite his or her trip. Although this may be possible for a select few (even then we don't encourage it), it can be a dangerous approach to God's work. Even if your parents or someone else will cover your expenses, any short-term missionary who wishes to execute a mission with integrity needs to go to God for His strategy. The ideal would be to get as many people as possible involved in your vision. Involved people provide you not only with finances but also with prayer cover. If you want a great support-raising experience, build up a loyal team of friends to rally around, pray, and work for you during your support-raising process. Involve them in everything from mailing letters to fundraising—and they can provide a shoulder to cry on when the going gets tough.



➤ ***Pitfall Three: Ignoring the Supernatural***

Where God guides, He provides! The emphasis is on “God.” Never give up no matter how impossible the situation seems financially. Trust God. If He has prompted you to go, He will provide. You know it already, but get it fresh in your mind that God is the Provider and He has the resources. Your responsibility is not to get money from people, but to get wisdom and strength from God and depend on Him. Raising your support prepares you for the trip where you will depend upon God daily. Every effective leader is so not because they were sent out by a great organization, but because they were sent out by an AWESOME GOD.

Trust God for your financial needs!

Guidelines for Communicating

- **Communicate Your Vision.** Effective communication does not just happen. It takes planning. The more planning you put into your presentation the more effective you will be at communicating the vision God has given you. Make sure you understand the contents of this notebook and what you will do on your trip. Outline what you think are the key points you want to communicate. Include in that outline information what the trip means to you personally, and what you will do prior to and during your Leading Edge Trip.
- **Communicate Integrity.** Even more important than your ability to communicate your vision is your ability to communicate that vision with honesty and integrity. If you do not know the answer to a question, then simply say, “I do not know.” Or, better yet, say, “I will find out and get back to you.”
- **Build Up the Local Church.** We are committed to ministry on the local church level. In fact, we exist to see local churches develop Jesus-focused youth ministries geared toward evangelizing and discipling young people around the world. If you come across someone who can help you only by not giving their church tithe, then graciously ask them not to give to your trip.
- **Start Early.** Discovering those whom the Lord wants to be involved with you in your Leading Edge Trip will require sharing the vision with many people. You want to give as many people as possible the opportunity to be involved. Once you have a solid list of potential supporters in your database, get your letters out and begin to call them.

► *Communicating in Writing*

Letters communicate well with potential partners. They are easy to do, inexpensive, and a great way to communicate on a personal level. Start sending out letters as soon as possible. Set your letter up on a computer.

Follow these basic tips in writing your letter:

- Be yourself.
- Keep your message brief.
- Check your grammar and spelling.
- Ask someone to proofread the letter for content as well as for punctuation and spelling.
- Sign the letter in a different color ink than used to print the letter.
- Personalize the letter with a brief note at the end.

Take a look at the sample letter on the next page. Check out these basic elements of a good letter:

- Personalize the letter. Use each prospective partner's name.
- Greet the person enthusiastically.
- Explain a little about a Leading Edge Trip.
- Declare your desire to go.
- Describe what you think the trip will be like for you.
- Indicate that you see him or her as someone who shares this vision.
- Tell him or her what it will cost for you to go. Emphasize that the total amount covers a number of items.
- Ask him or her to pray about joining your team.
- Tell him or her you've enclosed a **Response Form** (see Tool 3, page 3) to return to you.
- Give him or her a number to reach you.
- Thank him or her for considering sharing in your vision.
- Close the letter.
- Write a personal note on the letter.



► *Sample Letter*

Dear Mr. and Mrs. Moore,

I have been given the opportunity to grow as a leader during a missions experience along with other teenagers. I believe God wants me to be a part of such a team.

As a member of a team, I will grow in 7 of Jesus' leadership qualities:

1. Mature in intimacy with Jesus through quiet time, journaling, and Scripture memory.
2. Trust God for financial needs.
3. Love others with Christ-like compassion.
4. Lead as a servant.
5. Strengthen personal relationships and small-group leadership skills.
6. Communicate the Gospel effectively.
7. Create vision for life and ministry.

My prayer is that I will be able to learn and apply these qualities so that I can become more like Jesus and be a spiritual influence at home, at church, and in my school.

I also know the world is on God's heart, and this summer He will place it on mine. I know it might not be convenient for you to go on a missions trip this summer, or you probably would; but I am willing, ready, and able to go!

The total cost of my trip is \$____. Would you please pray and ask the Lord to show you if He would have you become one of my team members and make this vision a reality. I need prayer cover as well as financial support. I have enclosed a Response Form. Please return the Response Form to me in the enclosed envelope. Checks should be made payable to (name of your church). Your gift is tax deductible.

If you have any questions, please feel free to call me at (include your phone number), and I will do my best to answer them.

Thank you for considering joining my team as I discover how to make a difference in this world for Jesus Christ.

God Bless You,
Ima Missionary

(Add personal note here)



► **Communicating in Person**

Ask God to enable you to share His vision through you. Express confidence about what you're doing. You are "making disciples of all nations." So sit up and speak up (especially when talking to the elderly). And, oh yeah, dress appropriately.

Consider using some of these ideas when you have a face-to-face meeting.

1. Greet your partner warmly and make eye contact.
2. Engage in casual conversation. Ask about family, friends, interests, or hobbies. Express genuine interest.
3. Speak clearly and personally. Be a good listener too.
4. Tell why you have come.
 - Give them a copy of your letter.
 1. Tell him or her you sense God has led you to serve on this Leading Edge Trip.
 2. Ask if he or she is familiar with a Leading Edge Trip. If the answer is "no," then tell a little about it. (See page 7 of this *Leading Edge Trip Student Notebook*.)
5. Answer any questions the best you can.
6. Inform him or her of how much your trip will cost and explain that you are seeking to discover those people whom the Lord wants to use to support you in prayer and with finances in order to make your trip possible.
7. Show him or her a **Response Form** (see Tool 3 on page 3). Explain that you are looking for 50 individuals who will pray daily for you from now until the time you return from your Leading Edge Trip. (Provide a Prayer Guide and explain how they can use it.) Also let him or her know that you want to discover your financial supporters. (Let him or her know that gifts are tax deductible when paid with checks made payable to your local church. See "Policies about Money Raised" on page 22.)
8. Suggest an amount he or she could give and how that amount would impact your trip.
9. Give the option of filling out the **Response Form** right then or taking it home, praying over it, and mailing it back. Emphasize that you



would like to have all your support raised as early as possible. Give a deadline date.

10. Tell him or her you keep a record of every contact you have made. Confirm name, address, phone number, and E-mail address.
11. Whether or not a person commits right then, ask if you can pray with him or her before you go. Keep your prayer brief. Ask God to speak clearly about the role he or she may play in your trip.
12. Thank him or her again for the time and be on your way.

After you receive the **Response Form**, send a postcard expressing your thanks for his or her willingness to be a part of your team. Tell how you appreciate the time and investment in you and in the people of the country where you are going.

Remember to tell him or her to send the money to YOU but to make the checks payable to your church. Your church will send a check when your payments are due.

► *Communicating by Phone*

Note: Obviously, do not make long-distance phone calls without your parent's or guardian's permission.

Remember you are a person with a mission. Be friendly yet get to the point quickly.

Suggested Phone Call Outline for an Initial Contact:

Hello, Mr./Mrs. _____. This is _____ (identify your relationship: from church, son or daughter of a friend, your parents' child, etc.). I'm calling to tell you that I'm traveling to _____ this summer with an organization that equips students to become leaders. Mr./Mrs. _____, I'm looking for people who share my interest in becoming a leader in order to reach the world for Christ. Would you consider making a one-time gift or pledge to help me with the cost?

(If the answer is "yes," thank him or her and confirm the mailing address. Put the **Response Form** in the mail immediately. If the answer is "no," thank him or her for their time. No matter what the answer is, be gracious.)

Remember to tell him or her to send the money to YOU but to make the checks payable to your church. Your church will send a check when your payments are due.



Suggested Phone Call Outline To Follow Up a Letter:

Hello, Mr./Mrs. _____. This is _____. How are you tonight? I'm calling to see if you received my letter about my going on a Leading Edge trip this summer. Do you have any questions about my trip? Have you had a chance to pray about being a part of my team?

If that person has decided to join your team, say thanks. If he or she has decided not to join your team, express thanks for the consideration.

Remind him or her to send the Response Form back to you but to make the check payable to your church.

Do not forget to record all your calls in your Journal of Partners (see Tool 4 on page 4).

***Checklist for
Your Support Team Development***

- I have talked to my parent(s) and have their support.
- I have the support of my youth pastor and/or pastor.
- I have made a database of my potential partners on a computer.
- I have made an initial contact with each of my potential partners, either in person, by phone or letter.



Tool Time

This section of your notebook is designed to provide you with a few tools to help you to organize your prayer and financial support. If you want to put these forms on a computer program, feel free to do so.

Journal of Partners

These sheets will help you keep track of your prayer and financial partners. You can note your contact with each one as well as keep tabs of where each is in the process of becoming a partner. You will want to send a thank-you postcard to your supporters upon receiving the **Response Form** as well as after your trip. This sheet provides you with a specific place to keep each partner's address. **You will need to make additional copies of these sheets** (see Tool 4 on page 4).

Financial Accounting Ledger

This ledger will enable you to maintain accurate records concerning your financial partners and how much each partner contributes to your trip. **Each entry should reflect a single contribution (not a contributor) as some contributors will be making more than one contribution** (see Tool 5 on page 11).

Response Form

There are several copies of the **Response Form** in Tool 3 (page 3). Please make more copies of this as needed, or, even better, create your own personalized response form to send out to your potential partners. If you use the enclosed forms, you will want to write in your name and make sure you provide your prospective partner with either a self-addressed envelope or with your name and address in order for them to get the **Response Form** back to you.



Week 2



7 Leadership Qualities of Jesus

1. Mature in intimacy with Jesus through quiet time, journaling, and Scripture memory.
2. Trust God for financial needs.
- 3. Love others with Christ-like compassion.***
4. Lead as a servant.
5. Strengthen personal relationships and small-group leadership skills.
6. Communicate the Gospel effectively.
7. Create vision for life and ministry.

The Purpose of Leading Edge Trips

To equip student leaders through a missions experience that results in leadership at home, church, and school.



Week 2 Focus

3rd Leadership Quality of Jesus: Love others with Christ-like compassion

Loving others is one of the hardest things to learn as a leader. In this preparation session you will discover that the greatest thing is *love*. Take time to learn how to love others as Christ loves you.

The Greatest Thing

Loving People

During your lunch period, you see that one of your friends looks really sad. When you ask if there is anything you can do to help, he pours out the story of his parents' recent divorce. What can you do to express love to your friend? Write your response below:

Ministry is most effective in meaningful relationships but building a relationship is like having to pass your driving test before getting your license. You've got to know the driver's manual and practice to pass the test. Just as the driver's manual and practice are basic in learning how to drive, love and action are basic in a relationship.

One of the exciting signs two people are in love is when they hold hands. To love others we need to learn how to "hold God's hand" and to "hold each other's hands."

1 Corinthians 13 defines that kind of love. List the highlights from that chapter below:

Before we discuss what love is, let's find out what love *is not*.



Love Is Not

1 Corinthians addresses the issue of the church splitting up into groups and following different leaders, each competing with the other.

Look at 1 Corinthians 13:1-3. Paul says, “I don’t care if you’re the greatest, most spectacular person in the world, if you don’t have love, you don’t have anything.” What he might say today is:

- > I don’t care if you’re the greatest debater at your school (speaking in tongues of men and of angels).
- > I don’t care if you have the ability to tell everyone in your class what they’re going to make on their SAT scores (prophetic powers).
- > I don’t care if you’re the valedictorian (understand all mysteries and all knowledge).
- > I don’t care if you’re the most spiritual person in your youth group (have faith to move mountains).
- > I don’t even care if you become a martyr (give up all that you have and deliver your body to be burned).

Without love, you can do nothing.

Competition keeps us from having deep, loving relationships with others. We can compete to see who is going to be the best, but that does not matter to God. Instead of competition, God wants to develop loving relationships through compassion.

► *Competition Clashes with Compassion*

Competition means rivalry—two or more people against each other. They clash; then they compare.

Not all competition is bad. Healthy competition pushes us to be our best. But self-centered competition causes us to want to be first, to get the most attention, to be the most popular—no matter what the cost—no matter who we have to hurt to get there.

► *Competition Can Hamper Relationships*

Why does competition hamper relationships? Because we concentrate on being “one up” on the other person instead of loving that person.

According to 1 Corinthians 13:1-3, there are three results of operating from an attitude of competition. What are they?

1. _____



2. _____

3. _____

Let's look at 1 Corinthians 13 to see what an attitude of competition does to squelch compassion.

► ***Competition Creates Jealousy*** (v. 4)

The definition of jealousy: deep feelings of dislike toward anyone who has something you wish you could have. It is an attitude of possessiveness—such as wanting somebody else's date. Jealousy squelches compassion because it supposes that God has treated us unfairly. When we act out our jealousy, it hurts others.

Are you jealous? Try this test. On a scale of 1 to 10 (10 is most jealous), write how you feel when your best friend:

- _____ Gets better grades
- _____ Is more popular
- _____ Is better looking
- _____ Has a better job
- _____ Has better parents
- _____ Has nicer things

God has a solution for jealousy. Look up Proverbs 17:14 and James 3:16. Write how God wants you to handle jealousy:

► ***Competition Creates Boastfulness*** (v. 4)

The definition of boastfulness: being anxious to impress others (for example, spending money you don't have so you can look good). Boasting squelches compassion because it causes us to exaggerate so that we are not telling the truth. It places the focus on us so that it takes the glory away from God.

Are you boastful? Try another test. Rate yourself on a scale of 1 to 10 (10 is most boastful):

- _____ Do you try to impress people when you meet them for the first time?
- _____ Do you feel insecure around important people?
- _____ Do you exaggerate?



_____ Do you crave the applause of others?

How can you handle the problem of boasting? Look up Galatians 6:14 to find God's solution and write it below.

► ***Competition Creates Arrogance*** (v. 5)

The definition of arrogance: being bloated with self-conceit and pride. The picture of arrogance is a balloon that someone has blown up until it's about to burst. Arrogance squelches compassion because it keeps others at a distance—we don't want them to burst our balloon. It makes us big and God small.

Are you arrogant? Take this simple test. Rate yourself on a scale of 1 to 10 (10 is most arrogant):

- _____ Do you see yourself as superior?
- _____ Do you wear a mask?
- _____ Are you prideful?
- _____ Do you keep your distance in relationships?

Look up 1 Peter 5:5-6. What is God's solution for arrogance? Write it below.

► ***Competition Creates Rudeness*** (v. 5)

The definition of rudeness: acting in an inconsiderate, unthoughtful, and disrespectful way that causes you to seem obnoxious. For instance, it is rude to tell your girlfriend's mother her cooking tastes like dog food. Rudeness squelches compassion because it causes us to lose sight of our standard of respect.

Are you rude? Try another test. (Don't be rude and not take the test!) On a scale of 1 to 10 (10 is most rude), how often do you:

- _____ Interrupt others?
- _____ Talk while others are talking?
- _____ Make fun of others?



-
- _____ Act obnoxious to get attention?
 - _____ Look the other way when someone is talking?
 - _____ Honk at another driver?
 - _____ Neglect to say thank you?

Look up Romans 12:10 to discover how God wants you to handle rudeness. Write His solution here:

► ***Competition Creates Selfishness*** (v. 5)

The definition of selfishness: seeking your desires at the expense of God and others. Selfishness squelches compassion because it causes you to watch out for number one. It causes you to fall into the trap of “I’m right, and you’re wrong.”

Are you selfish? Time to take another test! (This is worse than final exams!) On a scale of 1 to 10 (10 is most selfish), how often do you insist on your own way when someone in your family:

- _____ Wants to watch a different TV show?
- _____ Asks you to get off the phone?
- _____ Wants to borrow something valuable?
- _____ Needs help and you have other plans?

Look at Philippians 2:3-4 and record God’s way of overcoming selfishness:

► ***Competition Creates Irritation*** (v. 5)

The definition of irritation: becoming frustrated with people. For instance, when you get mad and beat up your little brother, you are irritated. Irritation squelches compassion because it causes us to live on the edge of being upset. It causes us to get angry.

Are you irritable? Let’s take another crazy test. On a scale of 1 to 10 (10 is most irritable), how often:

- _____ Do you get angry when things don’t go your way?
- _____ Do you have a “short fuse”?
- _____ Do you let little things get to you?



_____ Do you get frustrated with your family?

Ephesians 4:26 tells us how to overcome irritation. Write God's solution below.

► ***Competition Creates Resentment*** (v. 5)

The definition of resentment: storing a memory of any wrong done to you (for example, not speaking to someone who didn't invite you to her party). Picture a score sheet recording every time someone does something for you on one side and against you on the other side. When people do things against us, rather than for us, we can build up resentment. Resentment squelches compassion because it causes us to hold a grudge and become bitter.

Are you resentful? One a scale of 1 to 10 (10 is most resentful), how often:

_____ Do you feel like people have hurt you?

_____ Do you bring up past hurts?

Look up Romans 12:19-21 and record God's solution to resentment below.

► ***Competition Creates Rejoicing in Wrong*** (v. 6)

The definition of rejoicing in wrong: to enjoy hearing about the problems of others. For example, participating in the latest gossip about who broke up with whom is rejoicing in wrong.

Are you "rejoicing in wrong"? Try this last test. (Whew!) On a scale of 1 to 10 (10 is rejoicing most in wrong), do you:

_____ Enjoy the juicy stories of the latest breakup?

_____ Have negative thoughts about people?

_____ Make ugly comments about others?



_____ Find fault with others?

Look up Ephesians 4:29 to discover God's solution to the problem of rejoicing in wrong. What is it?

Because competition is so much a part of our world, everyone is affected by it. Yet we need to get rid of our attitudes of competition (what love is not) in order to replace them with attitudes of compassion (what love is). Here are some things to include as you pray for this:

- > Reveal to me how competitive I am.
- > Work the competitive attitude out of me using any means You have to use.
- > Replace my competitiveness with compassion.

Love Is

Read 1 Corinthians 13 again. What is this radical, powerful, supernatural love of God like, and how does it affect our relationships?

► *Love Is Patient* (v. 4)

The definition of patience: to have the power not to panic, retaliate, or blame others under difficult circumstances. Without patience, you become short-tempered and frustrated. For example, when your parents do something you don't like, you might kick the bed and pout.

Look at 1 Peter 2:21-23 to see how Jesus expressed patience. Write it below.

Write one example of when you've been patient.



► ***Love Is Kind*** (v. 4)

The definition of kindness: to act considerately toward others even when they are not acting that way toward you. Kindness goes farther than patience. When a person has patience, he hangs in there. But when he has kindness he becomes aggressive in giving and serving no matter how the other person responds. For example, when your friend spills a drink on you, you get up and buy him another drink. Without kindness, you disregard the feelings of others, becoming mean, negative, and critical.

Read Luke 6:35-36. How did Jesus practice kindness?

Write one example of a time when you were kind.

► ***Love Rejoices in the Right/Truth*** (v. 6)

The definition of rejoicing in the truth: to experience the joy that comes when your life, purpose, desires, and motives are in line with God's truth. When a person is loving, he is not mushy or gooey; he is tough. He will not go against God's truth. He will not accept sin. For example, when your best friend starts messing around with sex, you're willing to lay your friendship on the line by confronting him with it.

From John 8:32 and 42-45, determine how God wants you to rejoice in the right:

When have you rejoiced in the right?

► ***Love Bears All Things*** (v. 7)



The definition of bearing all things: the ability to hang in there in tough circumstances. Our love covers what is irritating in another. That means we don't focus on the faults or mistakes of another. And it also means handling injury, insult, and disappointment to ourselves. For example, when your little sister acts obnoxious (which could have started on the day she was born), you look beyond it and love her.

Study Matthew 26:36-46 to see how Jesus exhibited this persistent love toward His disciples.

When has your love borne all things?

► ***Love Believes All Things*** (v. 7)

The definition of believing: to have continual confidence in the other person even when that person has let you down. You see the best in people and give them the benefit of the doubt. You believe God will work out the situation even when the other person has done you wrong. For example, when your friend has lied to you several times, you don't believe the lie, but you don't give up on him. Without a believing love, we are suspicious and accuse others, pointing out their faults and judging them. We have a cynical attitude that writes people off.

Look at Matthew 26:34 and John 21:15-19 to see how Jesus believed all things in His relationship with Peter. Describe it below.

Write one specific example of when you have had to "believe all things" about someone else.



► ***Love Hopes All Things*** (v. 7)

The definition of hoping: to optimistically expect that another person's potential will become a reality. You refuse to accept failure as the final word. You are willing to give a person another chance. For example, if your parents are struggling with their relationship, you can pray for them and continue to "hope all things." Without hope, you experience pessimism, despair, and depression. You lose hope in God's ability to deal with your situation.

In 1 Peter 1:3, Jesus shows the ultimate in hope. What is it and how does it work?

When have you had to "hope all things"?

► ***Love Endures All Things*** (v. 7)

The definition of endurance: to hold up under difficult circumstances so you can turn difficult circumstances into positive experiences. A person who loves bears up under the hardship of persecution, mistreatment, suffering, and even death. He or she has guts and refuses to be overwhelmed. He or she is aggressively conquering and overcoming. For example, if your dad and mom get divorced or die, you refuse to give up, but instead keep on trusting God and loving the people around you. Without endurance, we become bitter and try to escape.

Look at Hebrews 12:2 to see the ultimate example of enduring all things. What is it?

When have you had to "endure all things"?

► ***Love Never Ends*** (v. 8)

The definition of unending love: to continue to care about another person over the long haul. Love has an eternal quality. A person who loves continues to be committed to the end. Love that never ends has three absolutes: It is permanent (v. 8), complete (v. 12), and supreme (v. 13). Without unending love, we give up, become wishy-washy, and don't follow through on our commitments.

Look at John 15:9. What does it tell us about how love never ends?

Write down one specific example of a relationship that you want to last forever.

Making It Personal

Now for the big question: How can you practice God's love toward other people? You may look at all of these qualities and realize you don't live up to many of them. But that's not the issue. Jesus is the issue. Because Jesus lives in you, you have ALL these qualities already.

Read 1 Corinthians 13 using the word "Jesus" every place the word "love" appears. Because you have Jesus, you have all the love you need. Ask Him right now to begin expressing His love through you.

Now go back to "Love Is Not" on page 34. Add the numbers you gave when you rated yourself for each category. Then put your score for each category in the equation below and divide to come up with your average.

	Total		Average
Jealousy	_____	/ 6 =	_____
Boasting	_____	/ 4 =	_____
Arrogance	_____	/ 4 =	_____
Rudeness	_____	/ 8 =	_____
Selfishness	_____	/ 4 =	_____
Irritation	_____	/ 4 =	_____
Resentment	_____	/ 2 =	_____
Rejoicing in wrong	_____	/ 4 =	_____



Which one has the highest average? _____

Most likely, that is the area God wants to change. Spend 30 minutes studying this characteristic in the Bible by looking it up in a concordance or topical Bible. Record your discoveries here.

It is God's love expressing itself in you that will change this area of your life.

What is the first step God wants you to take in developing love in this area?

Go back to "Love Is" on page 40. Determine the characteristic you feel is your biggest strength. What is it?

Spend a few minutes thanking God for it. Write down two specific ways that you can express that characteristic of love this week.

Complete this session by memorizing 1 Corinthians 12:4-8a.

Assignment for the Coming Week

1. Focus your love on one person during your lunch period every day.



Week 3



7 Leadership Qualities of Jesus

1. Mature in intimacy with Jesus through quiet time, journaling, and Scripture memory.
2. Trust God for financial needs.
3. Love others with Christ-like compassion.
- 4. Lead as a servant.**
5. Strengthen personal relationships and small-group leadership skills.
6. Communicate the Gospel effectively.
7. Create vision for life and ministry.

The Purpose of Leading Edge Trips

To equip student leaders through a missions experience that results in leadership at home, church, and school.



Week 3 Focus

4th Leadership Quality of Jesus: Lead as a servant.

Jesus never forced Himself or His leadership on anyone, instead He served them. As you look at Jesus' life you will see that He led as a servant. As you study the lesson *With a Towel*, think of ways you can lead as a servant.

With a Towel

Serving Unselfishly

You are eating lunch with your friends and the school nerd worms his way next to you. As soon as he sits down, he starts eating off your tray and making stupid wisecracks. Everyone is embarrassed—including you.

Do you know someone like this?

How do you keep your cool in a situation like this?

Your natural response is probably to call this guy a jerk. Instead, Jesus offered a better way: Serve him. The symbol of service is a towel. Towels dry us. And it's no problem to throw a towel on the floor to wipe our feet on. But what about using it to wipe the feet of others? That's what Jesus did.

John 13:1-17 gives us the prime example of serving others. Write your response to what Jesus did by answering this question: What is Jesus trying to communicate to us about serving?



To minister to others we need to learn how to serve them. Most of us do not naturally serve others. We look out for number one. So how do we change? Pull out the towel! To develop a servant's lifestyle we need to take four steps to exchange selfish attitudes for attitudes of service.

Serving is giving yourself to help others.

From Selfishness to Servanthood

Luke 22:24 parallels the passage from John 13:1-17. In this scene the disciples are eating their last meal together. They are arguing about who is going to be the greatest.

Study Luke 22:20-24 and note some of their attitudes.

The bottom line is that they were acting selfishly. How selfish we are too!

- > We've grown up in the ME generation.
- > We're trained to look out for number one.
- > Our heroes are people who excel at selfishness.

How can we break out of this cycle of selfishness (John 13:1-4)? John tells us what motivated Jesus' servant attitude. These same attitudes will break our selfishness and make us servants.

► *A Right Relationship to God*

What can you discover from verse 1 about Jesus' relationship to God?

Jesus was in such close communication with His Father that He knew what His Father was doing and how to respond to Him. **We will break out of selfishness into servanthood . . . when we are in close communication with God.**



► ***A Right Relationship to People***

“He now showed them the full extent of His love” (v. 1). In your mind, how does love relate to serving others?

What Jesus did in washing His disciples’ feet illustrates the same thing that took Him to the cross: love. He showed the full extent of His love first by washing their feet; later He showed it by dying for them. **We will break out of selfishness into servanthood . . . when we experience and express to others the full extent of God’s love.**

► ***A Right Relationship to Ourselves***

What did Jesus know about Himself (v. 3)?

Jesus knew who He was. You would think that since He knew who He was, He would have put Himself on a pedestal and said, “Serve Me.” That’s probably what I would have done, saying something like this: “I’ve got it all under control. I’ve come from God and I’m going to God, so I’m the greatest. Put Me on the throne.” Precisely the opposite took place with Jesus. The greatest man who ever lived came as a servant. Only a secure person can serve. Someone who is not secure has to be served in order to boost and protect his ego. **We will break out of selfishness into servanthood . . . when we are secure in ourselves.**

Mark 10:45 tells us Jesus’ mode of operation. What was it?

Jesus came not to be served but to serve. He wants that for us as well. The Bible is full of passages that show us how to become a servant.

Look up the following passages and apply each one to your responsibility and opportunity to serve.

Matthew 8:9



Matthew 10:14-25

Matthew 16:24

Matthew 24:45-51

Luke 12:35-48

Luke 16:1-13

Luke 17:7-10

From Talking to Walking

The roads of Palestine were not paved. In dry weather these dirt trails were inches deep in dust. In the rain, they became liquid slush, several inches deep of thick mud. People wore sandals in Jesus' day—soles held on the feet by a few leather straps. There was no protection against the dust and mud on the roads.

It was the custom for the host to provide a servant at the door of a house with a great waterpot to wash the feet of the guests as they entered. Sandals were left at the door. If a home did not have a slave, then a guest who arrived early would graciously wash the feet of those who came later.

The day of the Last Supper, none of the disciples would take on that lowly task. All they could think about was how great they were. The room was full of proud hearts and stinking feet. If no one stepped forward to wash feet, all the others would pay the price because in New Testament times they lay down at the table, leaning on one elbow on a pad on the



floor. One person's feet were stuck in another person's face. It's hard to ignore a face full of dirty, stinking feet.

In the midst of all the arrogant conversation, Jesus got up and pulled off his outer tunic. With a towel, a pitcher, and a pan He began to wash the disciples' feet (John 13:4-5).

Imagine that you're one of the disciples. How do you think you would have responded to this whole scene?

Jesus offers some ways to stop talking about serving and start doing it. Before you look at those steps, describe the "nerd" whose name you wrote on page 47.

View that person as a specific example of someone you can serve. Using these practical clues, you can serve that person and the other people around you every day.

► ***Get Out of Your Comfort Zone.***

Jesus was eating and enjoying the meal just like everyone else, but when He saw a need, He met it. He "got up from the meal" (v. 4). He was willing to get out of His "comfort zone" and do what needed to be done.

What steps do you need to take to get out of your comfort zone and serve the person you described?

► ***Lay Aside Whatever Hampers You.***

Jesus then "took off His outer clothing, and wrapped a towel around His waist" (v. 4). He got everything out of the way that would keep Him from



servant. He even rid Himself of His robe because it was hampering Him from doing what He needed to do. Without hesitation He laid it aside. What do you need to lay aside to serve the person you described?

► ***Prepare To Serve.***

Jesus gathered the equipment He needed to serve His disciples—a towel, a basin, and water (vv. 4-5). What equipment do you need to serve the person you described?

► ***Get Right in the Middle of Things.***

He “poured water into a basin and began to wash His disciples’ feet” (v. 5). Jesus got right in the middle of those grubby feet. What do you need to do to get involved with the person you named?

My friend, Bill, matches his walk with his talk. He serves like that. He’s always on the edge of his seat. If the phone rings, he jumps to get it. If someone drops a piece of paper, he moves quickly to pick it up. If the doorbell rings, he answers it. He’s always “on the edge” to serve.

These suggestions will help you get started with some creative ideas for moving from talking to walking.

- > Do little things.
- > Guard the reputation of others.
- > Be courteous, saying “please,” “thank you,” and “you’re welcome.”
- > Invite people home (after getting your mom’s approval).
- > Listen.
- > Bear the burdens of others.



- > Make time for people.
- > Pray for people.
- > Talk about Jesus.

From Pride to Humility

The roles reverse: Jesus has a right to be proud, but He is humble. Peter should be humble, but he is proud. He refuses to let Jesus wash his feet (John 13:6-10).

Pride is a disease. It makes everyone sick but the one who has it.

Peter expresses pride in two ways as Jesus tries to wash his feet.

- > Peter is reluctant: "Lord, are You going to wash my feet?"
Defensively, he questions Jesus to keep from receiving what Jesus has to give him.
- > Peter is resistant: "You shall never wash my feet," he says, as he draws his feet under him to keep Jesus from washing them.

The other morning I walked out of my house at 7 a.m. As I locked the door and turned toward my car, I saw a young woman standing right in front of me in the middle of rush hour traffic with a nightgown, slippers, and a ski jacket on. "I'm so embarrassed," she said. "My truck died after I took my husband to the train station. I hate to ask you this, but would you take me home?" I told her I would be glad to. As we got in my car, she must have apologized 15 times for the way she looked and for asking me to take her home. I could understand why she was embarrassed. But more than that, she had trouble receiving the help I wanted to give her.

Having humility means we are able to give and receive graciously.

From Fear to Freedom

After Jesus had washed His disciples' feet, He sat down again. It was time for some reflection and instruction. "Do you understand what I have done for you?" He asked (John 13:12). Their reply was probably, "Sure, you washed our feet. Thanks a lot." But He wanted them to think deeply and to see the significance of His action.

Read John 13:13-17 to determine the deeper significance of Jesus washing the disciples' feet.



The main point is in verse 15. What does that statement say to you about serving others?

Students often have two reactions to serving.

- > “If I serve others, they will take advantage of me. They will walk all over me, and I don’t want them to do that.”
- > “It’s one thing to act like a servant sometimes, but it’s something else when people treat me like a servant all the time. I’m not sure I want to make this a lifestyle.”

If you have one of these reactions, then instead of serving by washing their feet, you will want to:

- > Burn their feet with boiling water.
- > Freeze their feet with ice cold water.
- > Put their feet in a washing machine and take the skin off.
- > Dry clean their feet so it takes the hair off their legs.

We can tell if we are servants by the way we respond when people treat us like servants.

Making it Personal

Write down three actions you will take this week to minister to the person you described as a nerd.

1. _____
2. _____
3. _____


Complete this session by memorizing John 13:14-15.

Assignment for the Coming Week

1. Serve the irritating “nerd” in the three ways you decided. Look for ways to serve others as well in your school cafeteria.



Week 4



7 Leadership Qualities of Jesus

1. Mature in intimacy with Jesus through quiet time, journaling, and Scripture memory.
2. Trust God for financial needs.
3. Love others with Christ-like compassion.
4. Lead as a servant.
- 5. *Strengthen personal relationships and small-group leadership skills.***
5. Communicate the Gospel effectively.
6. Create vision for life and ministry.

The Purpose of Leading Edge Trips

To equip student leaders through a missions experience that results in leadership at home, church, and school.



Week 4 Focus

5th Leadership Quality of Jesus: Strengthen personal relationships and small-group leadership skills

Jesus was a master at building relationships. The Bible gives many examples that show how Jesus built a relationship (the woman at the well, the thief on the Cross, and Zacchaeus, to name a few). Learn this week how to be a *true* friend.

A Friend in Need

Making Friends for Christ

Andy and John have become friends. When school started this year, they did not even know each other. All they had in common was English class. But somewhere along the way a friendship began.

Probably no two friendships are exactly alike, but they all have some common elements. Think about one friendship you have now. How did you get the friendship started? What did you do to keep it going?

Compassion—The Main Ingredient

Friendships are often taken for granted. Some people think, “I’ve got all the friends I need.” But they miss the point. Other people need them! Jesus wants us to become friends with as many people as we can. We are to seek out people who need friends and make ourselves available to them.

Study Matthew 9:35-38 and record below your insights concerning how Jesus wants us to treat other people.



We are told that Jesus had compassion. Look up the definition of compassion and write it below.

Read Paul's definition of compassion in 1 Corinthians 13. He uses the Greek word "agape," which is translated as "love." Agape love is unconditional.

Only God loves unconditionally. We experience this unconditional love by knowing Jesus Christ. And we can love unconditionally only by allowing the Holy Spirit to love others through us.

How do we respond to God's agape love? By loving and obeying Him. Through our love and obedience, God will fill our lives with compassion for others. God's agape love is always inside us, even when we do not express it. God wants us to pour it out—not just a drop here and there, but running over like a glass under a wide-open faucet. The more we pour out, the more God will fill us.

God doesn't care if you're the greatest debater in your school, the greatest football player or cheerleader, the greatest musician, or the president of your youth group. None of your abilities matter if you don't love others.

Read 1 Corinthians 13 again and make a list of what love is not. After each item you list, honestly ask yourself if these characteristics are present in your life. Describe any specific examples where these have appeared in your life. Then ask God to replace those characteristics with His love.

What love is not:

How I demonstrate this characteristic:



When we encounter lost people with an unloving attitude the results are never positive. God wants us to get rid of attitudes that keep us from loving others. Ask Him to begin to remove your wrong attitudes by:

- > Revealing how unloving you really are.
- > Removing all your negative attitudes, using any means necessary.
- > Replacing your unloving attitudes with compassion.

Now read 1 Corinthians 13 once again. This time make an outline of what love is.

What love is:

How I demonstrate this characteristic:

When we allow Jesus' love to flow through us, others become more open to hear what we have to say. Read 1 Corinthians 13 once more, if you want to make God's love more personal. This time replace every reference about "love" with the word "Jesus." For example: Jesus is patient. Jesus is kind. Since Jesus lives in us, He has already put those loving qualities inside of us. But we must still learn to trust Him every day to express those qualities through us.



Why Be A Friend?

Jesus saw nonbelievers as “harassed and helpless, like sheep without a shepherd.” In Matthew 9:36 they were lost, wandering around, not knowing where they were going with no true friends to guide them. You probably have friends in the same condition who need to know Jesus Christ.

Why do your non-Christian friends need your friendship so much? Consider the following reasons.

► *Friends Are Comforters.*

Can you think of someone who has problems but doesn’t have any friends to share problems with? How do you think that person feels?

Friends comfort others: “Two are better than one, because they have a good return for their work: If one falls down, this friend can help him up. But pity the man who falls and has no one to help him up!” (Ecclesiastes 4:9-10).

Think about these verses and think of some ways you can comfort your non-Christian friends.

► *Friends Are Counselors.*

You know people who are headed in the wrong direction. If you were friends, that person would listen to your advice. Being that person’s friend gives you the opportunity to listen to problems and then offer advice.

The Bible encourages that kind of openness and honesty between friends. “Better is open rebuke than hidden love” (Proverbs 27:5). That makes you a counselor to your friend.



What are some ways you can help your friend with his or her problem?

How can you help lead your friend closer to God?

► ***Friends Are Challengers.***

Most of us know people who need to pick up the pace if they are going to reach their full potential. They need to study, exercise, use their time better, or get motivated. True friends challenge each other to be their best in every aspect of their lives. The Bible encourages us to sharpen each other. “As iron sharpens iron, so one man sharpens another” (Proverbs 27:17).

What is one way you can become a challenger who “sharpens” your non-Christian friend?

Making Friends

One of the closest friendships in history was between David and Jonathan (1 Samuel 18:1-4). That friendship can help teach us how to deepen friendships with people who do not know Christ.

It is surprising that David and Jonathan were friends at all—much less close friends. Jonathan was the son of King Saul, and by all rights should have been in line to inherit the kingdom. Yet God had designated David as the successor to Saul. David was well known for his courage—both as a shepherd and as the slayer of Goliath. Jonathan was a great warrior who had killed thousands of Philistines. He was courageous. He and his armor-bearer killed 20 men at one time (1 Samuel 14:14). The people loved him. So imagine how he might have felt when he discovered that David, not himself, would become the next king.

Let’s put the same situation in some settings around you.



- > Imagine you've been a cheerleader since the seventh grade. Just before the team trials a new girl moves to town, beats you in tryouts, and becomes the head cheerleader instead of you.
- > Imagine you've been playing basketball since you were old enough to dribble. You're getting ready to start your senior year when a 6'10" freshman moves to your school and bumps you from the starting team.
- > Imagine you're dating a girl you really care about, but she decides she likes your best friend better, and the two of them begin to date.

In situations like these, you are likely to express more of the “what love is not” characteristics than the “what love is” attitudes. It's difficult to be patient and kind when your hopes are shattered.

Yet look at Jonathan and the way he responded with love to his potential enemy, David. Even if we're not naturally attracted to people who are hard to love, God loves them. He wants to make them His friends. He does that by using us to make them our friends. God loves people we find hard to love.

Look at 1 Samuel 18:1-4 and find four steps Jonathan took to build a deep friendship with his potential enemy, David.

► **Attraction**

“Jonathan became one in spirit with David” (1 Samuel 18:1). Jonathan took the initiative to build the friendship. If you have trouble initiating conversations and friendships, use the following suggestions.

- > Say “Hi” Instead of walking down the hall with your head down and your face toward the lockers; learn to smile and be friendly. It may not be by chance that a person crosses your path. God may want you, in some way, to affect that person's life. By saying “Hi” with a smile, you can open the way to begin a relationship.
- > Remember names. If you don't know a person's name, ask. After you ask, remember it. Use the name several times in order to make sure that you remember. “Hello, John, how's it going, John?”
- > Asking questions. When you can't think of anything to talk about, remember the acrostic FRIEND. The letters stand for:

Friends
Recreation
Interests
Education
Needs
Destiny



Learn that acrostic and use it to carry on a conversation simply by asking questions in each of the areas. For example, “Do you know Fred? What position do you play in soccer? How did you get interested in it? What’s your favorite subject? Least favorite? Why? What’s your biggest struggle? What do you think the future holds for you?”

- > Give your full attention. Look them in the eye. Don’t look around and act as if you’re not interested. Listening to others is not automatic. It takes practice.

What three people would you like to say “Hi” to or carry on a conversation with this week? Write their names on the lines below.

► ***Affection***

“And [Jonathan] loved [David] as himself” (1 Samuel 18:1). David and Jonathan developed such a closeness that Jonathan helped protect David from his own father, Saul.

How can you go about developing an affection for other people—especially those who are not believers?

- > Discover common goals. It could be basketball or cross-stitch. If you look you will find something that you have in common.
- > Build common experiences around those goals. Do something that allows you to reach your goals together. Get up a basketball game, plan an overnight cross-stitching party. Do what it takes.

For each of the three people you listed, write one common goal and experience you share with that person.



► **Accountability**

“Jonathan made a covenant with David” (1 Samuel 18:3). They were committed to each other. Covenant-making in the Old Testament was serious business. It was unbreakable. In a covenant, people gave each other a gift of great value. That gift expressed commitment and accountability. A covenant friendship was definitely a deeper-than-normal relationship.

How can you develop deeper friendships? With your believing friends? With a non-Christian friend? Discover your friends’ needs and desires. Help them fulfill their needs and desires. Allow your friends to discover and fulfill your needs and desires.

For each of the three people you listed on page 63, write one specific way you can deepen that friendship.

► **Agape Love**

“Jonathan took off the robe he was wearing and gave it to David, along with his tunic, and even his sword, his bow, and his belt” (1 Samuel 18:4). This was a symbol of Jonathan’s willingness to make personal sacrifices for David. The same was true of David toward Jonathan. They grew in their friendship until it reached a level that they were willing to die for each another.

Jesus said, “Greater love has no one than this, that one lay down his life for his friends” (John 15:13). How can you reach that level of friendship?

- > Go through joy and pain together.
- > Share strengths and weaknesses with one another.
- > Resolve conflicts when they arise by learning to ask forgiveness.

Think of the three people on your list one more time. Decide one practical way that you can personally sacrifice for each of your friends.



Handle With Prayer

The greatest need of non-Christian friends is to know Jesus Christ. You fill that need by praying for them and sharing the Good News of Christ with them. Your consistent prayers will help break down the resistance of your non-believing friends to Christ.

Here's how you can develop a prayer strategy. Meet with two friends from your discipleship group or youth group and pray together regularly for your friends who do not know Christ. God's presence will be with you. Jesus promised, "Where two or three come together in My name, there am I with them" (Matthew 18:20).

**praying
for** **3** **believers
times a week
non-believing friends**

Write the names of your Christian prayer partners here.

1. Your name _____
2. _____
3. _____

Write the names of your nonbelieving friends here.

1. _____
2. _____
3. _____

Decide when you will pray together and write it here:

1. _____
2. _____
3. _____



Here's Help

You can discover how to do this in detail by looking at “Awesome Way to Pray” at www.barrystclair.com.

As you pray for a non-Christian friend, realize that on the cross Jesus has already purchased that person as His own possession. Because of that you can pray:

- > That God will tear down the strongholds that keep your friends from receiving Christ (2 Corinthians 10:4-5).
- > That your friends will repent and believe.
- > That God's purpose will be accomplished in and through your friends' lives.

Through prayer, you can present your friends to God. As you pray for your friends, God will work in their lives to bring them to Himself.

Making It Personal

Decide on which three non-Christian friends you will focus your prayers.

1. Make a list of everyone you would like to see come to know Christ (relatives, fellow students, or people at your job). Then determine those whom you consider priorities to reach for Christ. Ask the Lord to speak to you. As you pray, consider these options:
 - > Those you think are closest to coming to Christ.
 - > Those with whom you have frequent and good communication.
 - > Those who have shown spiritual interest.
 - > Those who respect you.
 - > Those you may have limited time to reach.
 - > Those for whom the Holy Spirit has given you a spiritual concern.
 - > Those whom God seems to bring across your path repeatedly.

2. Make a final list of the three people you consider your highest priorities. Write their names below:

3. Pray for these three friends daily.



4. Meet with your Christian friends regularly to pray for each other's non-Christian friends.
5. Take one specific action to express your friendship to each of your three nonbelieving friends.


Complete this session by memorizing Romans 5:8.

Assignment for the Coming Week

1. Follow through on your prayers and acts of friendship to your nonbelieving friends.



Week 5



7 Leadership Qualities of Jesus

1. Mature in intimacy with Jesus through quiet time, journaling, and Scripture memory.
2. Trust God for financial needs.
3. Love others with Christ-like compassion.
4. Lead as a servant.
5. Strengthen personal relationships and small-group leadership skills.
- 6. *Communicate the Gospel effectively.***
7. Create vision for life and ministry.

The Purpose of Leading Edge Trips

To equip student leaders through a missions experience that results in leadership at home, church, and school.



Week 5 Focus

6th Leadership Quality of Jesus: Communicate the Gospel effectively

The only message that will change people is the Gospel. So why do we lack the confidence to share it? This week we will learn how to share the name of Jesus *boldly*. **Do both lessons this week.**

My Great Discovery

Giving a Personal Testimony

On the way home from school, Andy and John were discussing last week's football game. Their school won and Andy tried to draw a parallel telling John that Jesus makes us winners in our lives. So Andy said, "John, I don't play football, but Jesus has made me a winner in my life." Now what?

Put yourself in Andy's place. What would you say next? How do you express what is on your heart about your relationship to Jesus Christ? Will you mumble, bumble, and stumble around, or will you be able to speak clearly?

Summarize what you would say:

Firsthand Experience

Knowing your feelings and experiences is one thing, but telling others about them is another. In 1 Peter 3:15 the Apostle Peter challenges us "In your hearts set apart Christ as Lord. Always be prepared to give an



answer to everyone who asks you to give the reason for the hope that you have.”

The most effective tool you have for sharing your faith is “to give the reason for the hope that you have”—your firsthand experience with Jesus Christ. Jesus’ disciples used their personal experiences with Christ to convince others to believe: “We proclaim to you what we have seen and heard, so that you also may have fellowship with us. And our fellowship is with the Father and with His son, Jesus Christ” (1 John 1:3).

Why do you think John was so intent on telling others about his firsthand experience with Jesus Christ?

One time the Apostle Paul stood before a king named Agrippa. To help Agrippa understand the Gospel, Paul chose to talk about his personal conversion experience.

Read Acts 6:1-23 and outline Paul’s testimony below.

Paul’s life before he met Christ:

How Paul met Christ:

How Christ changed Paul’s life:

Paul had a dramatic conversion experience. His testimony was a thrilling story. Many of us read accounts of people who have overcome drugs, prison, and other major problems through the power of Jesus Christ, and



we are tempted to wonder who will be interested in our story. When our testimonies don't sound dramatic, we often hesitate to share them. But every Christian has a unique story to tell because Jesus Christ has changed each one of us in a unique way. Each of us will find people we can reach with our story more effectively than anyone else can.

Read Mark 5:19-20. After Jesus healed the demon-possessed man He said, "Go home to your family and tell them how much the Lord has done for you, and how He has had mercy on you." How did the man respond to Jesus' command and what was the result?

Thinking Through Your Testimony

We need to learn to express our experiences with Christ just as Paul and the demon-possessed man expressed theirs. And we can use the same outline to write our testimonies that Paul used in Acts 26.

Answer the following questions to build the outline of your testimony.

► *Your Life Before You Met Christ*

- > What was your biggest need, struggle, or problem?
- > Give an example of that need, struggle, problem. How did it affect you?
- > Where did you turn for security, peace of mind, and happiness?
- > In what ways did you find life unsatisfying?
- > In this first phase of your testimony, try to identify with the other person.

If you grew up in the church, talk about that but avoid a religious focus. If you met Jesus at an early age then focus on a struggle you had after you came to Christ.

► *How You Met Christ*

- > When did you first hear the Gospel? How were you first exposed to a dynamic, life-changing relationship to Jesus?
- > What were your initial reactions to Jesus Christ?
- > When did you begin to seriously consider following Jesus?
- > What was the turning point?

- > How did you receive Christ? What were the details of that experience?

Mention God's love, your sin, Christ's payment for your sin, and how you received Christ.

► ***How Christ Changed Your Life***

- > What changes did you see in your life after you became a Christian? Parallel these changes with the problems that you expressed in the first part of your testimony. Doing this will cause your testimony will flow smoothly.
- > How has Jesus dealt with your struggles?
- > What changes have other people seen?
- > What does Jesus Christ mean to you now?

People remember specifics. You could say, "Knowing Jesus is wonderful." But how is knowing Jesus wonderful? Or you could say, "I have peace." But in what way do you have peace? Give specific illustrations from your life to describe how Jesus has changed you. Be as descriptive and specific as possible.

Preparing Your Testimony

After you answer the questions in the section above, use the following guidelines to communicate more clearly. These ideas will help you write and present your story better.

► ***Be Exciting.***

Begin with an attention-getting sentence or incident. A statement like "All of my life I've struggled with loving and being loved" can quickly capture the other person's attention. Then tell your story about that.

► ***Be Thematic.***

Choose a central theme for your testimony that nonbelievers can relate to. Love, self-acceptance, dating, parents, popularity, success, or friendship are options. Use the topic that focuses on your biggest struggle.

► ***Be Positive.***

Some people give testimonies similar to this one: "When I received Christ I lost all my friends. They won't have anything to do with me now that I've given up all worldly things that used to be fun." Who would even want to



become a Christian after sharing that “good” news? Emphasize the positive changes that Jesus has made in your life.

► ***Be Conversational.***

Use your own vocabulary. Don't use statements such as “I viewed the crimson sunset and pondered within my innermost being” (unless you talk that way in real life). Write and speak naturally.

► ***Be Personal.***

Use “I” and “me” not “you.” The use of “you” sounds like you are preaching to your listeners. But first-person accounts are intriguing. People like to hear experiences of others told in the first person.

► ***Be Relevant.***

Make statements other people can relate to. Imagine a non-Christian hearing for the first time that “being a Christian means to walk an aisle and get washed in the blood of the Lamb to become justified, sanctified, and glorified. After that, you get out your sword, dive into the Word, and really get a blessing. Praise the Lord!” Your friend will think you dropped in from Mars for a short visit (hopefully very short). Avoid religious clichés.

► ***Be Graphic.***

Give enough details to arouse your listeners' interest. Tell the story so your hearers can visualize it. Take them with you into your experience.

► ***Be Illustrative.***

Think back on the experiences that have impacted your life since you became a believer. Include several of those life-changing experiences in your testimony.

► ***Be Accurate.***

Don't try to “spice up” your testimony by stretching the truth. If someone discovers you have exaggerated the events of your past, how can you expect him to believe what you are saying about Jesus?

► ***Be Relaxed.***

Smile and laugh. Make your story fun. It will help you and your listeners feel more at ease.

► ***Be Biblical.***



Use one verse that means something to you to tie together your entire testimony. Or use two or three verses when they fit naturally into what you are saying. For example, you might quote Revelation 3:20 and build your testimony around opening the door of your life to Christ. But you distract from your presentation if you use too many verses or try to force all your favorite verses into your testimonies when they don't really fit.

Writing Your Testimony

Use the following steps to write your testimony.

- > Before you write the first word, pray for God's help. Ask Him to give you wisdom and insight as you work on your testimony.
- > Begin to make brief notes on three separate pieces of paper: "My Life before Christ," "How I Met Christ," and "How Christ Changed My Life."
- > Write a first draft using the notes from the three sheets of paper. Apply all the "Preparing Your Testimony" hints from the preceding section.
- > Meet with your discipleship group leader and revise your draft based on suggestions for improvement.
- > Condense your testimony so you can read it in three minutes.
- > Read your testimony to your leader or to another person in your group. Ask for their further suggestions.
- > Rewrite your testimony once again, this time to clarify and state concisely everything you want to say. Add or remove details where necessary.
- > Outline your presentation on a 3" x 5" card.
- > Give your testimony to your discipleship group leader using only the 3" x 5" card.
- > Practice until you can give your testimony in three minutes without using your notes.

Presenting Your Testimony

Before you present your testimony, consider the following finishing touches.

- > Rehearse until your testimony becomes natural.
- > Share your story enthusiastically in the power of the Holy Spirit.
- > Smile. Ask the Lord to help you be positive and relaxed.
- > Speak clearly, but naturally. Speak loudly enough to be heard.



- > Avoid nervous habits such as swaying, playing with a pencil, clearing your throat, jingling coins in your pocket, or using phrases like “you know,” “uh,” or “ahh.”
 - > Avoid arguing if someone interrupts and questions you. Answer the question and go on.
 - > Don’t preach. Remember you are talking with one of your friends.
- All these steps may sound like a lot of detail, but once you’ve put all the facts together in a logical order, they will help your testimony to flow.

Making it Personal

Follow the steps in the Bible study to prepare your testimony. Set aside at least two hours to write it. Go through your testimony several times with a friend in your group. Then memorize the points and illustrations from your 3" x 5" card and present your testimony to your leader. Finally, present your testimony to a non-Christian friend.

Complete this session by memorizing 1 Peter 3:18.

Assignments for the Coming Week

1. Write, condense, and memorize your testimony.
2. Give your testimony to at least one person this week.

Note: Some of the ideas in this section were taken from *The Spirit-Filled Christian*, NavPress, 1980, and *How to Make Your Mark*, Campus Crusade for Christ, 1983.



The Message

Presenting the Truth of the Gospel

After a lot of prayer and preparation, Andy has finally overcome his fears and has just given his testimony to John. He concludes by asking, “Can I tell you how you can know Jesus too?”

John says, “Yep.” Now what does Andy say? What would you say?

We often hesitate to ask our friends if we can tell them about knowing Jesus Christ because we think they won’t be interested. After all:

- > Bob is a super athlete.
- > Janet’s life is running smoothly.
- > Lisa goes to church, so she must be a Christian.
- > Kevin is an agnostic.

But take a look at the lives of the following people before they became Christians.

- > Deion Sanders was a famous athlete.
- > Billy Graham was a typical high-school student.
- > Stephen Curtis Chapman was a regular church attender.
- > Josh McDowell was an agnostic.

Somewhere along the way, someone “bothered” to tell each of these people the good news about Jesus Christ. The result was that they became believers and began to share their testimonies. Now thousands of other people know Jesus because of them.



Every person has an inner desire to know God personally. Every person—no matter how famous or insignificant he might appear—has a need to hear the truth of the Gospel. Pascal, a famous French scientist, said, “There is a God-shaped vacuum in the heart of every man that cannot be filled by any created thing, but only by God the Creator made known through Jesus Christ.”

You are a person through whom God wants to reveal Himself to many other people.

Get Into the Message

Scattered throughout the Book of Acts are clear messages the apostles preached to bring people to Jesus Christ. These messages follow a pattern that repeats itself over and over in the New Testament. Study the following passages where the Gospel message is proclaimed. You have read them already during recent times alone with God, but now look for the common theme that runs through them all.

- > Acts 2:14-39
- > Acts 3:11-16
- > Acts 4:8-12
- > Acts 7:51-53
- > Acts 13:26-33

In two words, summarize the message that is expressed over and over again in these passages.

Jesus Christ is so complex that He baffles the greatest mind, yet so simple that He can be known by the least intelligent.

Get Ready to Share the Facts

It is important for us to learn how to present the Gospel too. People in the 21st century have as great a need as 1st century people to know that Jesus Christ can change their lives. In the last Bible study you developed a simple presentation of your testimony. Now let's learn a simple approach to presenting the facts of the Gospel to your friends.



► **Take the Next Step**

After your friend has heard your testimony, say, “Can I show you how you can know Jesus Christ personally?”

If your friend still shows interest, you can say, “I’d like to tell you what it means to be a follower of Jesus Christ. Would you mind?”

If he says “yes,” you may proceed. But if you feel that the person is backing off or has heard all that he can handle for right now, you can say something like, “You know, John, I would like to get back together again soon and talk about this some more. Could we do that?” That leaves the door open to meet with him at a later date and present continue to present the Gospel.

Don’t let your fear of rejection cause you to back off and prevent you from presenting the Gospel. The other person will tell you whether he wants to do this or not. If he says “no,” then don’t do it. But if he says “yes,” press on.

► **Know the Facts**

It’s important to thoroughly prepare to you talk to your friends. When you start sharing one-on-one, you’ll be glad you did your homework on the following six basic truths of the Gospel.

► **The Gospel**

1. God loves us and created us to know Him.
2. Our sin keeps us from knowing God.
3. We can come to know God only through Jesus Christ.
4. We must receive Jesus Christ into our lives.
5. When we know Jesus, our lives are changed.
6. A relationship with Jesus is characterized by spiritual growth.

Use the Jesus No Equal Booklet

While you are practicing and the first few times you present these six basic truths of the Gospel, read them word for word to your friend. Read with excitement and expression, stopping after each fact to ask, “Does that make sense to you?”

Practice reading them through right now. Go to a place where you won’t disturb anyone, and read them as if you were going over it with a non-believing friend.



Jesus No Equal

Friends. Money. Popularity, Dates. Sports. Sex. School. Parties. Reputation. Clothes. Music. When people pursue these things, they experience disappointment. So where then do we find real meaning in life?

► ***Reality #1–God Loves Us and Created Us to Know Him.***

God loves us. Jesus said, “God so loved the world that He gave His one and only son, that whoever believes in Him shall not perish but have eternal life” (John 3:16).

God created us. We read in the Bible, “For You [God] created my inmost being; You knit me together in my mother’s womb.” (Psalm 139:13).

God wants us to know Him. God’s Word tells us “Now this is eternal life: that they may know You, the only true God, and Jesus Christ, whom You have sent” (John 17:3).

Since Reality #1 is true, why is it that many people don’t know God?

Digging Deeper

To help you prepare to effectively communicate Reality #1, study Psalm 139:13-18 and complete this statement: God designed me because . . .

Study John 3:16 and complete this statement: God loves me because ...

Study John 17:3 and complete this statement: God wants me to know Him because . . .



► **Reality #2—Our Sins Keep Us from Knowing God.**

Some people think of sin as getting drunk or telling lies. True, but sin involves much more.

What is sin? Sin is our choice to disobey God and go our own way. “We all, like sheep, have gone astray, each of us has turned to his own way” (Isaiah 53:6).

Who has sinned? Everyone. In the Bible we read, “All have sinned and fall short of the glory of God” (Romans 3:23).

What happens when we sin? Sin results in separation from God, leading to death and judgment. “The wages of sin is death” (Romans 6:23), and “Man is destined to die once, and after that to face judgment” (Hebrews 9:27).

As long as sin separates us from God, we cannot know Him. What, then, is the solution to our separation from God?

Digging Deeper

Using some of the passages listed in Reality #2, write your definition of sin in one column. In the other column write the results of sin.

Sin

The Results of Sin

_____	_____
_____	_____
_____	_____
_____	_____

► **Reality #3—We Can Know God Only through Jesus Christ.**

Jesus Christ is the only solution to our sin problem. Jesus died for our sin. “God demonstrates His own love for us in this: While we were still sinners, Christ died for us” (Romans 5:8).

Jesus rose from the dead to give us life. “Just as Christ was raised from the dead through the glory of the Father, we too may live a new life” (Romans 6:4).



Jesus opened the way for us to know God. “For Christ died for sins once for all, the righteous for the unrighteous, to bring you to God” (1 Peter 3:18). The life, death, and resurrection of Jesus Christ built the bridge from God to us.

How can we know Jesus Christ personally?

Digging Deeper

Spend some time thinking about the verses in Reality #3. Then list three reasons why Jesus Christ had to die and be raised from the dead so you and your friends can be restored to right relationships with God.

1. _____

2. _____

3. _____

► Reality #4–To Know Jesus We Must Receive Him.

Many people know about God, but don’t know Him personally. The only way to know God personally is to receive Jesus Christ. So how can we receive Him?

Turn away from our sin. Jesus said, “The time has come. . . . Repent and believe the Good News” (Mark 1:15). To repent means to turn away from sin.

Believe in Jesus. “Believe in the Lord Jesus, and you will be saved” (Acts 16:31). To believe means to turn to Jesus.

Respond to Jesus. Jesus promises, “Here I am! I stand at the door and knock. If anyone hears My voice and opens the door, I will go in and eat with him, and he with Me” (Revelation 3:20).



Which way will you choose? Is there any good reason why you cannot choose Jesus Christ right now?

You can turn away from your sin and ask Jesus into your life now. You receive Jesus by praying to Him. Prayer is simply talking to God. He will hear your prayer. Can you say this to God and mean it? “Dear Jesus, I know that You created me, love me, and want me to know You. My sin has kept me from knowing You. I turn from my sin. I receive Jesus Christ, who died to forgive my sin and rose from the dead to live in me. In Jesus’ name, Amen.”

Now that you have received Jesus Christ, what happens?

Digging Deeper

Study the verses in Reality #4, then answer the following question. Why must a person respond to Jesus Christ in order to know God?

► ***Reality #5–Jesus Changes Our Lives When We Know Him.***

Receiving Jesus Christ is just the beginning. When He comes into our lives, we experience many changes—some immediately and others gradually.

A new identity. “If anyone is in Christ, he is a new creation; the old has gone, the new has come” (2 Corinthians 5:17).

Forgiveness. “As far as the east is from the west, so far has He removed our transgressions [sin and guilt] from us” (Psalm 103:12).



Love. “We love because He first loved us” (1 John 4:19).

Freedom. “So if the Son sets you free, you will be free indeed” (John 8:36).

Confidence. “We have confidence before God because we obey His commands and do what pleases Him” (1 John 3:21-22).

Victory over temptation. “When you are tempted, He will also provide a way out so that you can stand up under it” (1 Corinthians 10:13).

Guidance. “Trust in the Lord with all your heart and lean not to your own understanding; in all your ways acknowledge Him, and He will make your paths straight” (Proverbs 3:5-6).

Digging Deeper

Look up each verse in Reality #5. Think about how Jesus has changed your life in each area. Write a sentence about it, giving a specific illustration.

► Reality #6—We Mature As We Know Jesus Better.

You have now begun a relationship with Jesus, how can you grow in that relationship?



LEADING Edge

Spend time in prayer daily (Philippians 4:6-7).

_____ I will pray five minutes every day.

Study God's Word daily (2 Timothy 3:16).

_____ I will read one Bible chapter every day, beginning with the Book of Mark.

Submit to God consistently (James 1:22).

_____ I will obey God as I become aware of His instructions. I will get baptized as soon as possible (Acts 2:38).

Search for a church (Hebrews 10:24-25).

_____ I will go to a church that teaches clearly about Jesus.

Share Jesus with others (Romans 1:16).

_____ I will tell my family and best friend about my new relationship with Jesus Christ this week.

Seek Jesus completely (John 5:22-23).

_____ I will look to Jesus to change my attitudes and actions every day.

Digging Deeper

Read each verse on growth, then describe how you are growing in that area. Give specific examples so you can help your friend. Go back through the six facts point by point. Write any questions you think your friend might have.



Communicate Clearly

These six realities can take from 3 to 20 minutes to present. Be flexible as you present the Gospel to your friends. Tailor your approach to the time, specific situation, and the person.

The Holy Spirit will lead you to witness in different ways. Be observant and sensitive as you are relating to your friend. In any type of witnessing situation it is important to pray silently and ask God for guidance and wisdom to communicate the Gospel clearly.

Use these seven hints to communicate the realities in the booklet most clearly.

1. Read the booklet as it is.
2. Hold the booklet so it can be seen clearly by the other person.
3. Wait to answer questions until the end.
4. Use your finger to point to the paragraph where you are reading.
5. If a person appears disinterested, ask the question, "Does this make sense to you?"
6. If you make a mistake, laugh about it and then keep on going.
7. If your friend has heard the Gospel before, ask that person to explain the Gospel to you. That will help you know if he or she really understands it.

Making it Personal

To make this Gospel presentation a part of your life, read it five times. Outline it on paper. Practice the presentation with another Christian at least twice. Finally, read it to at least one nonbeliever before your next discipleship group meeting.

Complete this session by memorizing Mark 1:15.

Assignment for the Coming Week

1. Go through the *Jesus No Equal* booklet (a copy is in the back pocket of this book). Read it five times. Outline it on paper. Read through it with two Christian friends and read it with one non-Christian friend.



Week 6



7 Leadership Qualities of Jesus

1. Mature in intimacy with Jesus through quiet time, journaling, and Scripture memory.
2. Trust God for financial needs.
3. Love others with Christ-like compassion.
4. Lead as a servant.
5. Strengthen personal relationships and small-group leadership skills.
6. Communicate the Gospel effectively.
7. ***Create vision for life and ministry.***

The Purpose of Leading Edge Trips

To equip student leaders through a missions experience that results in leadership at home, church, and school.



Week 6 Focus

7th Leadership Quality of Jesus: Create vision for life and ministry

Jesus wants you to have a vision for your life and ministry. This week you can take steps to see that happen.

Expanding Your Horizons

The Right Cultural Attitude

You can go into another culture with a superior mindset that causes you to judge those whom Christ sent you to love. You may find yourself condemning or laughing at the values that these people hold dear. Ask God to give you a positive attitude about those things you do not appreciate or understand. Follow these suggestions to minister with a positive cultural attitude:

- 1. Observe.** Become an investigator of the culture. Ask lots of questions. We tend to form opinions based on our own experiences, and this proves problematic as we move into another culture. Asking questions and gathering information will enable you to see from a different perspective.
- 2. Allow yourself to feel stupid.** In a new culture, the simplest task becomes difficult. You not only cannot ask where the toilet is, you do not even know what it looks like!
- 3. Be adventurous.** You are encountering a new world. Record what that is like. Try everything new.
- 4. Defer to your national friends.** Romans 14 talks about giving up certain freedoms because they offend others. Remember that you are a guest in this country. If something offends the nationals, then do not do it. For example, if it offends them for you to wear makeup, don't wear it.
- 5. Laugh at yourself.** When you make mistakes, laugh at yourself. A good sense of humor will make the trip more enjoyable for everyone.
- 6. Pray for God to cover your mistakes.** Ask God to cover anything that unknowingly offends someone else. Remember, love covers a multitude of sins.



- 7. Expect to feel out of place.** Culture shock affects people differently. You will experience some stress and frustration as you try to deal with a new language, sights, and sounds. You may want to go home. Ask your teammates to pray for you when you are having a bad day. Remember that you are there only for a limited time. Christ is our ultimate example of one who left His culture to bring us salvation. Ask Him to live His life through you.

Hints for Building Friendships

Amazing as it may seem, you will make friends for a lifetime on your trip. Imagine teenagers in another country becoming your friends. But it will not happen by accident. The following hints will help you build friendships.

- 1. Talk about their interests.** If they are interested in soccer (called “football” in other countries) and you know nothing about it, ask them to explain the sport to you and what makes it so exciting. If you take an interest in their interests, they may show an interest in yours. Remember, “people don’t care how much you know, until they know how much you care.”
- 2. Be a good listener.** Some people think that listening is merely waiting for their turn to speak. Few things show genuine concern to a person more than focused attention.

Occasionally reflect back what the other person is saying. “I can see that you really like American music.”

Ask further questions about areas they want to talk more about. “Tell me more about your interest in reading. Do you read more magazines or books? What magazines do you read? What are your favorite books?”

Ask questions to clarify things you don’t understand. “Are you saying that . . . ?”
- 3. Be attentive to needs.** If someone shares a need (not doing well at school, having a hard time at home, a parent losing a job), express concern and tell that person you will pray for him or her. Also be willing to share some of your own problems.
- 4. Do not be a snob.** Sounds obvious, but it is awfully easy to come across like our ways are cool and they are behind the times. Here are a few things that are humbling around internationals:



On the average, international students are probably smarter than we are. They are more widely read, may know several languages, are sharper in the sciences, and can locate most any country on a map.

Many of the musical styles we think of as American actually came from Europe. After all, the Beatles were not from New York City, you know.

On the whole, international students are more active than Americans. They seem to enjoy walking and riding bicycles more than eating junk food in front of the TV.

So we have got a lot to learn. So learn all you can!

- 5. Bring some things from home.** You might consider bringing something like: pictures of your friends, family, and activities you do and some small gifts to leave with your new friends (for example, a baseball cap with a team insignia, a poster of a beautiful American scene, a key-chain with an American emblem, etc.).

New Friends

Friends are critical to enjoying the Christian life, but knowing who you are and the gifts God has given you are equally as important. Take the next couple of minutes to review the following questions. You may not be able to answer them all, but hopefully by the end of the Leading Edge Trip you will have a better understanding of who you are and why God created you to be a student leader. I would encourage you to think through these questions over the next couple of weeks because the last day of the trip will be our vision day when we dive into each one of these questions helping you plan for the coming year.

1. What is your personality and how can you enjoy it?
2. What are your spiritual gifts and how can you use them?
3. What are your abilities and experiences and how can you maximize them?
4. What motivates you and how do you give 100%?
5. What is your life purpose and how do you discover it?
6. What are your values and how do you define them?
7. What are your goals and how do you reach them?
8. What time do you have and how do you use it?



9. What decisions do you need to make and how do you make them?

In a sense, all of life is a journey. Much of the joy and meaning in life is found through relationships. As you participate in your Leading Edge Trip, you will have the opportunity to establish relationships that have the potential to last not only a lifetime but also for all of eternity. The following pages will help you keep up with those friendships, so you can communicate with those friends when you return back home (see Tool 8 on page 31).